



BALD EAGLE Barns, LLC

Old-Fashioned
Quality

Hometown
Service

Trusted
Value



Mouse Proof

PREMIUM STORAGE BUILDINGS
For Your Own Backyard

www.baldeaglebarns.com

Home of MOUSE PROOF Storage!

WELCOME TO BALD EAGLE BARNS!

What is it That Sets Us Apart?



Our Commitment to
Quality, Service, and Value



We guarantee our buildings to be mouse proof and snake proof when delivered. (Garages and Value Sheds not guaranteed mouse proof or snake proof).

Bald Eagle Barns
P.O. Box 57
Cave City AR 72521



Seven year workmanship warranty covers labor and materials on wood buildings. One year workmanship warranty covers labor and materials on value sheds. Warranty excludes storm damage and acts of God.

Bald Eagle Barns, LLC, is a family-run company committed to bringing you the **best value** available in portable storage buildings. We don't settle for less, and neither should you! At Bald Eagle Barns you get an impressive blend of **quality products** at affordable prices, with **caring customer service**. We strive to treat every customer like we want to be treated. Your needs are important to us! Stop by today to see how a Bald Eagle building can work for you. **Don't settle for less!**

Thank You for Choosing Bald Eagle Barns!

Old-Fashioned
Quality | Hometown
Service | Trusted
Value



Table of Contents

What Sets Us Apart?	2	Barn Cabin	18-19
Rent to Own Plan.....	3	Side Lofted Barn Cabin.....	20-21
Building Style Overview	4-5	Side Cabin.....	22
High Barn	6-7	Cabin.....	23
Side Lofted Barn.....	8-9	Garage	24-25
Regular Barn.....	10	Barn Garage	26-27
Quaker	11	Online 3D Configurator.....	28
Studio Deluxe	12	Quality Construction Features	29
Metro Shed.....	13	Quality Exterior Features.....	30-31
Workshop	14-15	Options & Upgrades	32-35
Value Series.....	16-17	Free Delivery & Setup.....	36

All information and prices subject to change without notice. In the event of a pricing change or discrepancy, the prices posted at www.baldeaglebarns.com will take precedence over any pricing printed in this book.



Rent it for a Short Time... Own it for a Lifetime!

The Rent to Own Plan allows you to easily get your own building—in your own backyard—for a small monthly payment. You can own your building within 36 or 48 months! You can pay off early anytime with no penalty. If at any time throughout the rental term the building becomes a financial burden to you, just call us and we will pick up the building, and your credit will remain unaffected.

NO CREDIT CHECK! (Security Deposits Required)

- 8' and 10' wide buildings \$100 • 12' wide buildings \$200
- 14' wide buildings \$400 • 16' wide buildings \$800



www.baldeaglebarns.com



BUILDING STYLES

An Overview of Our Buildings



BALD EAGLE Barns, LLC



Some buildings shown with optional upgrades.

HIGH BARN



With its unique overhead loft design for extra storage, the High Barn gives you the most storage space per dollar spent. (p. 6)



SIDE LOFTED BARN

With its side entrance and two windows plus overhead loft space, the Side Lofted Barn is very space-efficient and highly attractive! (p. 8)

REGULAR BARN



For those with moderate storage needs, the Regular Barn is a great starter building. (p. 10)



QUAKER



The Quaker's classy design and unique roof overhang is patterned after an old-fashioned Pennsylvania Dutch style. Includes two windows with shutters and flower boxes. (p. 11)



STUDIO DELUXE

The Studio Deluxe is a contemporary design with a distinctive modern appeal! The upper transom windows offer abundant natural lighting. (p. 12)

METRO SHED



Uniquely designed with a one-slope roof, the Metro Shed is a space-saver! (p. 13)



WORK SHOP

The workshop is a very economical, practical, and popular style! The 7'4" wall height offers plenty of headroom and lots of space for shelving. (p. 14)



VALUE SERIES



The Value Series is designed and built to save you money! This is our economy building, giving you more space for less cost by using a lighter duty frame and 40-year metal siding. (p. 16)

BARN CABIN



The Barn Cabin's attractive design features a 4' porch, with overhead lofts inside, including a uniquely designed loft over the front porch. (p. 18)



SIDE LOFTED BARN CABIN



The Side Lofted Barn Cabin is the most popular style we sell for dwellings. Finish the inside for a family retreat cabin or a full-time residence! (p. 20)

SIDE CABIN



The Side Cabin is designed much like the Side Lofted Barn Cabin, but with a gable roof style. (p. 22)



CABIN

The Cabin is designed much like the workshop. Its distinguishing features are the 4' treated porch, and 8' wall height. Ideal as a backyard guest house, portable office, or a weekend lake cabin! (p. 23)

GARAGE



With its heavy duty floor system and large locking roll-up door, the Garage offers an affordable, portable shelter for your vehicle, ATV, mower, or boat. It's also great if you need a larger shop! (p. 24)



BARN GARAGE



With a barn roof style, our Barn Garage is king of garages. The higher roof provides extra headroom, plus you get overhead loft space. (p. 26)



Old-Fashioned
Quality

Hometown
Service

Trusted
Value



www.baldeaglebarns.com

HIGH BARN



Do you know the frustration of not being able to find what you are looking for? You know it's in there, you just don't know where! A **High Barn** can help solve your problems! Featuring a double loft in most models, this building gives you maximum storage space for your valuables. Now you will have a place for all those closet items, small boxes, totes, seasonal decorations, etc... By keeping your valuables off the floor space and out of your way, yet easily accessible; you will be able to find what you are looking for instead of purchasing another one. This saves you time and money.

Go ahead, try it out, fill em' up! Our lofts are built tough and designed to last for many years. Get more for your money with a **High Barn!**

Prices do not include sales tax. Initial rental payment is security deposit plus one payment.

12, 14, & 16 foot wide High Barns are measured eave to eave; footprint will be narrower.



Color Scheme		
Siding	Burnished Slate	
Trim	Sandstone	
Roof	Burnished Slate	

12 x 28 High Barn with upgrades
(7'4" wall height and window)

SIZE	PRICE	36 Mo	48 Mo	Security Deposit
8x12	\$4,295	\$198.84	\$178.96	\$100
8x14	\$5,175	\$239.58	\$215.63	\$100
8x16	\$5,195	\$240.51	\$216.46	\$100
10x10	\$5,175	\$239.58	\$215.63	\$100
10x12	\$5,195	\$240.51	\$216.46	\$100
10x14	\$5,975	\$276.62	\$248.96	\$100
10x16	\$5,995	\$277.55	\$249.79	\$100
10x20	\$6,895	\$319.21	\$287.29	\$100
12x12	\$6,395	\$296.06	\$266.46	\$200
12x16	\$6,895	\$319.21	\$287.29	\$200
12x20	\$7,995	\$370.14	\$333.13	\$200
12x24	\$9,195	\$425.69	\$383.13	\$200
12x28	\$10,395	\$481.25	\$433.13	\$200
12x32	\$11,695	\$541.44	\$487.29	\$200
12x36	\$13,000	\$601.85	\$541.67	\$200
14x20	\$10,895	\$504.40	\$453.96	\$400
14x24	\$11,595	\$536.81	\$483.13	\$400
14x28	\$12,795	\$592.36	\$533.13	\$400
14x32	\$14,195	\$657.18	\$591.46	\$400
14x36	\$15,695	\$726.62	\$653.96	\$400
14x40	\$17,195	\$796.06	\$716.46	\$400
16x24	\$15,595	\$721.99	\$649.79	\$800
16x28	\$16,795	\$777.55	\$699.79	\$800
16x32	\$18,195	\$842.36	\$758.13	\$800
16x36	\$19,795	\$916.44	\$824.79	\$800
16x40	\$21,195	\$981.25	\$883.13	\$800



Loft Area

UNIQUE FEATURES

High Barns feature a barn roof style, and include overhead lofts in the following sizes:

Up to 12' long—one 4' loft
14' to 24' long—two 4' lofts
28' to 40' long—two 8' lofts

Also included: 6' 4" wall height and 5' insulated entry door (4' door on 8' wide sheds).

POPULAR UPGRADES

See pages 32-35 for a complete listing



Windows \$125 ea.



Ramp \$225-\$300



7' 4" wall height \$300



Shelf Package \$275



Shelves & Workbenches
\$10.00 sq. ft.



Radiant Barrier
Roof: \$1.50 sq. ft.
Walls: \$2.00 sq. ft.

ADDITIONAL CONFIGURATIONS

Siding	Stone Gray
Trim	Brown
Roof	Burnished Slate



10 x 16 High Barn with upgrade (window)

Siding	Tinsmith
Trim	Harvest Red
Roof	Rustic Red



8 x 12 High Barn

Siding	Clay
Trim	White
Roof	Burnished Slate



12 x 24 High Barn



www.baldeaglebarns.com



Old-Fashioned
Quality

Hometown
Service

Trusted
Value



SIDE LOFTED BARN

The Side Lofted Barn is designed much like the High Barn, but features a side entrance and includes 2 windows. It also comes standard with overhead loft space. This combination makes the Side Lofted Barn one of our most attractive styles, and a very space-efficient style. This building will enhance your backyard with its good looks!



Prices do not include sales tax. Initial rental payment is security deposit plus one payment.

12, 14, & 16 foot wide Side Lofted Barns are measured eave to eave; footprint will be narrower.



Color Scheme		
Siding	Stone Gray	
Trim	White	
Shutters Flwr Box	Harvest Red	
Wainscot	Burnished Slate	
Roof	Burnished Slate	

10 x 20 Side Lofted Barn
Shown with the following upgrades: wainscoting, 6' double door with 9 lites, and shutters.

SIZE	PRICE	36 Mo	48 Mo	Security Deposit
8x12	\$4,495	\$208.10	\$187.29	\$100
8x14	\$5,375	\$248.84	\$223.96	\$100
8x16	\$5,395	\$249.77	\$224.79	\$100
10x10	\$5,375	\$248.84	\$223.96	\$100
10x12	\$5,395	\$249.77	\$224.79	\$100
10x14	\$6,175	\$285.88	\$257.29	\$100
10x16	\$6,195	\$286.81	\$258.13	\$100
10x20	\$7,095	\$328.47	\$295.63	\$100
12x12	\$6,595	\$305.32	\$274.79	\$200
12x16	\$7,095	\$328.47	\$295.63	\$200
12x20	\$8,195	\$379.40	\$341.46	\$200
12x24	\$9,395	\$434.95	\$391.46	\$200
12x28	\$10,595	\$490.51	\$441.46	\$200
12x32	\$11,895	\$550.69	\$495.63	\$200
12x36	\$13,200	\$611.11	\$550.00	\$200
14x20	\$11,095	\$513.66	\$462.29	\$400
14x24	\$11,795	\$546.06	\$491.46	\$400
14x28	\$12,995	\$601.62	\$541.46	\$400
14x32	\$14,395	\$666.44	\$599.79	\$400
14x36	\$15,895	\$735.88	\$662.29	\$400
14x40	\$17,395	\$805.32	\$724.79	\$400
16x24	\$15,795	\$731.25	\$658.13	\$800
16x28	\$16,995	\$786.81	\$708.13	\$800
16x32	\$18,395	\$851.62	\$766.46	\$800
16x36	\$19,995	\$925.69	\$833.13	\$800
16x40	\$21,395	\$990.51	\$891.46	\$800



UNIQUE FEATURES

Side Lofted Barns feature a barn roof style, and include overhead lofts in the following sizes:

- Up to 12' long—one 4' loft
- 14' to 24' long—two 4' lofts
- 28' to 40' long—two 8' lofts

Also included: 6' 4" wall height, 2 large (2 x 3) windows, and 5' insulated entry door (4' door on 8' wide sheds).

POPULAR UPGRADES

See pages 32-35 for a complete listing



Double 9-lite Door Upgrade \$300



Ramp \$225-\$300



7' 4" wall height \$300



Shutters \$50 per window
Flower Boxes \$50 per window



Shelves & Workbenches \$10.00 sq. ft.



Radiant Barrier
Roof: \$1.50 sq. ft.
Walls: \$2.00 sq. ft.

ADDITIONAL CONFIGURATIONS



10 x 20 Side Lofted Barn with upgrades (shutters, flower boxes, and 6' double door with 9 lites)



10 x 20 Side Lofted Barn with upgrades (urethane finish, 7' 4" wall height, 2 extra windows, 6' double door with 9 lites, and ramp)



10 x 16 Side Lofted Barn



REGULAR BARN

The Regular Barn is for those with moderate storage needs. The old-fashioned barn style looks very attractive in any backyard. With approximately 7' of head room in the center, this little barn is a great starter building!



POPULAR UPGRADES



Ramp \$225-\$250
See page 35 for a complete listing



Radiant Barrier
Roof: \$1.50 sq. ft.
Walls: \$2.00 sq. ft.



8 x 12
Regular Barn

Color Scheme		
Siding	Harvest Red	
Trim	White	
Roof	Polar White	



UNIQUE FEATURES

Regular Barns feature a barn roof style, and include: 4' wall height and 5' insulated entry door (4' door on 8' wide sheds)

Prices do not include sales tax. Initial rental payment is security deposit plus one payment.

SIZE	PRICE	36 Mo	48 Mo	Security Deposit
8x12	\$3,795	\$175.69	\$158.13	\$100
10x12	\$4,495	\$208.10	\$187.29	\$100

QUAKER



The Quaker's unique and classy design is patterned after an old-fashioned Pennsylvania Dutch style. The attractive roof overhang helps protect the door from the elements. Great for a garden shed, workshop, garage sale booth, guest house, or even a child's playhouse!

Siding	Clay
Trim	White
Roof	Ivy Green

10 x 12
Quaker



Prices do not include sales tax. Initial rental payment is security deposit plus one payment.

Color Scheme		
Siding	Brown	
Trim	Sandstone	
Roof	Lite Stone	

10 x 20 Quaker
Shown with the following upgrade:
6' double door with 9 lites.



UNIQUE FEATURES

Quakers feature an offset roof style, and include: 2 large (2 x 3) windows, shutters, flower boxes, and 5' insulated side entry door (4' door on 8' wide sheds)

SIZE	PRICE	36 Mo	48 Mo	Security Deposit
8x12	\$4,695	\$217.36	\$195.63	\$100
8x16	\$5,595	\$259.03	\$233.13	\$100
10x12	\$5,695	\$263.66	\$237.29	\$100
10x16	\$6,595	\$305.32	\$274.79	\$100
10x20	\$7,495	\$346.99	\$312.29	\$100



STUDIO DELUXE

SALTBOX
ROOF STYLE
7'4" & 10'3"
WALL HEIGHT

The Studio Deluxe is a contemporary design with a distinctive modern appeal! The upper transom windows offer abundant natural lighting, making this a perfect fit for that backyard office, she-shed, sewing room, or man-cave!

What could a Studio Deluxe do for you?

Siding	Harvest Red
Trim	Burnished Slate
Roof	Burnished Slate

10 x 20 Studio Deluxe
Shown with the following upgrade: extra window.



Prices do not include sales tax. Initial rental payment is security deposit plus one payment.

Color Scheme		
Siding	Clay	
Trim	White	
Wainscot	Burnished Slate	
Roof	Burnished Slate	

10 x 20 Studio Deluxe
Shown with the following upgrades: wainscoting and extra window.



UNIQUE FEATURES

Studios feature a saltbox roof style, and include: 2 large (2 x 3) windows, 2 pairs of shutters, 3 transom windows, twin vent system, and 72 x 72 double door w/glass.

SIZE	PRICE	36 Mo	48 Mo	Security Deposit
10x16	\$8,195	\$379.40	\$341.46	\$100
10x20	\$9,495	\$439.58	\$395.63	\$100
10x24	\$11,295	\$522.92	\$470.63	\$100

METRO SHED

SALTBOX
ROOF STYLE
6' & 7'
WALL HEIGHT

The Metro Shed is a space-saver! Uniquely designed with a one-slope roof, this small structure can be tucked up beside your house, shop, or fence; giving you mouse proof storage space with a flourish.

Siding	Burnished Slate
Trim	White
Roof	Burnished Slate

6 x 12
Metro Shed



Prices do not include sales tax. Initial rental payment is security deposit plus one payment.

Color Scheme		
Siding	Stone Gray	
Trim	White	
Roof	Burnished Slate	

6 x 12 Metro Shed



UNIQUE FEATURES

The Metro Shed features a saltbox roof style and includes a 3' door, 2 skids, and a twin gable vent system. The door can be placed on any side of the building.

SIZE	PRICE	36 Mo	48 Mo	Security Deposit
6x8	\$2,695	\$124.77	\$112.29	\$100
6x12	\$2,995	\$138.66	\$124.79	\$100
7x8	\$2,995	\$138.66	\$124.79	\$100
7x12	\$3,295	\$152.55	\$137.29	\$100
8x8	\$3,295	\$152.55	\$137.29	\$100
8x12	\$3,595	\$166.44	\$149.79	\$100



www.baldeaglebarns.com



Old-Fashioned
Quality

Hometown
Service

Trusted
Value



WORKSHOP

**GABLE
ROOF STYLE
7'4" WALL HEIGHT**

Looking for a good value for your dollar? The workshop is a very economical, practical, and popular style! The 7'4" wall height offers plenty of headroom and lots of space for shelving. Clean out your garage!



10 x 16 Workshop
(Side Door)
with upgrade:
2 windows

Siding	Stone Gray
Trim	Burnished Slate
Roof	Burnished Slate

Prices do not include sales tax. Initial rental payment is security deposit plus one payment.

12, 14, & 16 foot wide Work Shops are measured eave to eave; footprint will be narrower.



Color Scheme		
Siding	Stone Gray	
Trim	White	
Roof	Burnished Slate	

SIZE	PRICE	36 Mo	48 Mo	Security Deposit
8x12	\$3,795	\$175.69	\$158.13	\$100
8x14	\$4,475	\$207.18	\$186.46	\$100
8x16	\$4,495	\$208.10	\$187.29	\$100
10x10	\$4,475	\$207.18	\$186.46	\$100
10x12	\$4,495	\$208.10	\$187.29	\$100
10x14	\$5,175	\$239.58	\$215.63	\$100
10x16	\$5,195	\$240.51	\$216.46	\$100
10x20	\$5,995	\$277.55	\$249.79	\$100
12x12	\$5,495	\$254.40	\$228.96	\$200
12x16	\$5,995	\$277.55	\$249.79	\$200
12x20	\$6,995	\$323.84	\$291.46	\$200
12x24	\$8,100	\$375.00	\$337.50	\$200
12x28	\$9,295	\$430.32	\$387.29	\$200
12x32	\$10,500	\$486.11	\$437.50	\$200
12x36	\$11,995	\$555.32	\$499.79	\$200
14x20	\$9,795	\$453.47	\$408.13	\$400
14x24	\$10,395	\$481.25	\$433.13	\$400
14x28	\$11,695	\$541.44	\$487.29	\$400
14x32	\$13,000	\$601.85	\$541.67	\$400
14x36	\$14,595	\$675.69	\$608.13	\$400
14x40	\$15,895	\$735.88	\$662.29	\$400
16x24	\$14,195	\$657.18	\$591.46	\$800
16x28	\$15,595	\$721.99	\$649.79	\$800
16x32	\$16,995	\$786.81	\$708.13	\$800
16x36	\$18,395	\$851.62	\$766.46	\$800
16x40	\$19,795	\$916.44	\$824.79	\$800

10 x 16 Workshop
Shown with the following upgrade: 1 window



Interior

UNIQUE FEATURES

Workshops feature a gable roof style, and include: 7' 4" wall height and 5' insulated entry door (4' door on 8' wide sheds).

POPULAR UPGRADES

See pages 32-35 for a complete listing



Windows \$125 ea.



Ramp \$225-\$300



8' Wall Height \$300
(7'10" Inside Wall Measurement)



Shelf Package \$275



Shelves & Workbenches
\$10.00 sq. ft.



Radiant Barrier
Roof: \$1.50 sq. ft.
Walls: \$2.00 sq. ft.

ADDITIONAL CONFIGURATIONS



8 x 12 Workshop



12 x 16 Workshop



12 x 24 Workshop with upgrades (8' wall height, 6' door, and 1 window)



VALUE SHED



The Value Shed is designed and built to save you money! This is our economy building, giving you more space for less cost by using a lighter duty frame and 40 year metal siding. The Value Shed comes in one standard color with limited options. Side doors and windows are not available.

This is a great building for basic storage.

(Value Shed is not guaranteed mouse proof.)

SIZE	PRICE	36 Mo	48 Mo	Security Deposit
8x12	\$2,995	\$138.66	\$124.79	\$100
10x12	\$3,495	\$161.81	\$145.63	\$100
10x16	\$4,195	\$194.21	\$174.79	\$100
10x20	\$4,895	\$226.62	\$203.96	\$100
12x16	\$4,895	\$226.62	\$203.96	\$200
12x20	\$5,695	\$263.66	\$237.29	\$200
12x24	\$6,495	\$300.69	\$270.63	\$200

Standard Colors		
Siding	Light Stone	
Roof	Polar White	
Trim Color Options		
	Burnished Slate	
	Rustic Red	
	Polar White	
	Ivy Green	

Prices do not include sales tax. Initial rental payment is security deposit plus one payment.
12 foot wide Value Sheds are measured eave to eave; footprint will be narrower.



STANDARD FEATURES

- Treated 4x4 skids
- Treated 2x6 floor joists 16" on center (2x4 joists on 8' wide sheds)
- 2x6 floor joists secured with 8" screws
- Wall and roof framing 24" on center
- Double gussets on every truss joint
- 5/8" tongue & groove Advantech flooring
- 6' wall height
- 40 year quality 29 gauge metal*
- 4' insulated entry door

*See facing page for color chart

POPULAR UPGRADE



Light Transmitting Panel \$200

12 x 20 Value Shed
Shown with the following
upgrade: 5' door

VALUE BARN



The Value Barn is a nice addition to our economy series. It is designed and built to maximize space and save you money by using a lighter duty frame, 40 year metal siding, and a barn roof style for more overhead space. The Value Barn comes in one standard color with limited options. Side doors and windows are not available. Overhead loft space is optional.

This is a great building for basic expanded storage!

(Value Barn is not guaranteed mouse proof.)

SIZE	PRICE	36 Mo	48 Mo	Security Deposit
8x12	\$3,295	\$152.55	\$137.29	\$100
10x12	\$3,895	\$180.32	\$162.29	\$100
10x16	\$4,595	\$212.73	\$191.46	\$100
10x20	\$5,295	\$245.14	\$220.63	\$100
12x16	\$5,395	\$249.77	\$224.79	\$200
12x20	\$6,195	\$286.81	\$258.13	\$200
12x24	\$6,995	\$323.84	\$291.46	\$200

Prices do not include sales tax. Initial rental payment is security deposit plus one payment.
12 foot wide Value Barns are measured eave to eave; footprint will be narrower.



STANDARD FEATURES

- Treated 4x4 skids
- Treated 2x6 floor joists 16" on center (2x4 joists on 8' wide sheds)
- 2x6 floor joists secured with 8" screws
- Wall and roof framing 24" on center
- Double gussets on every truss joint
- 5/8" tongue & groove Advantech flooring
- 6' wall height
- 40 year quality 29 gauge metal
- 4' insulated entry door

Standard Colors		
Siding	Light Stone	
Roof	Polar White	
Trim Color Options		
	Burnished Slate	
	Rustic Red	
	Polar White	
	Ivy Green	

10 x 12
Value Barn

POPULAR UPGRADE



5' Door Upgrade \$50

VALUE SERIES

VALUE SERIES



www.baldeaglebarns.com



Old-Fashioned
Quality

Hometown
Service

Trusted
Value



BARN CABIN



The Barn Cabin's attractive design features a 4' porch, complete with railings, plus overhead lofts inside, including a uniquely designed loft over the front porch. Great for a weekend getaway retreat, hunting cabin, guest house, or personal office. The Barn Cabin includes 3 windows for lots of light and added ventilation. The overall length includes the 4' porch. (Example: A 12 x 32 Barn Cabin has a 28' room, plus a 4' loft over the porch).

Prices do not include sales tax. Initial rental payment is security deposit plus one payment.

12, 14, & 16 foot wide Barn Cabins are measured eave to eave; footprint will be narrower.



Color Scheme	
Siding	Chestnut
Trim	Urethane
Roof	Hunter Green
	Ivy Green

10 x 20 Barn Cabin Shown with the following upgrade: Urethane finish



Interior and Front Loft Area

SIZE	PRICE	36 Mo	48 Mo	Security Deposit
10x20	\$8,395	\$388.66	\$349.79	\$100
12x24	\$10,395	\$481.25	\$433.13	\$200
12x28	\$11,695	\$541.44	\$487.29	\$200
12x32	\$12,995	\$601.62	\$541.46	\$200
12x36	\$14,500	\$671.30	\$604.17	\$200
14x24	\$13,395	\$620.14	\$558.13	\$400
14x28	\$14,495	\$671.06	\$603.96	\$400
14x32	\$15,795	\$731.25	\$658.13	\$400
14x36	\$17,195	\$796.06	\$716.46	\$400
14x40	\$18,495	\$856.25	\$770.63	\$400
16x24	\$16,795	\$777.55	\$699.79	\$800
16x28	\$18,195	\$842.36	\$758.13	\$800
16x32	\$19,695	\$911.81	\$820.63	\$800
16x36	\$21,195	\$981.25	\$883.13	\$800
16x40	\$22,595	\$1,046.06	\$941.46	\$800



Interior and Back Loft Area

UNIQUE FEATURES

Barn Cabins feature a barn roof style, and include overhead lofts in the following sizes:

20' to 24' long—two 4' lofts
28' to 40' long—two 8' lofts

Also included: 7' 4" wall height,* 3 large (2 x 3) windows, insulated 3' entry door with 9-lite window, and 4' front porch

*7' Wall Height on 16' Wide Buildings

POPULAR UPGRADES

See pages 32-35 for a complete listing



Additional Door \$450



Roll Up Door 8 x 7—\$900
6 x 7—\$850 9 x 7—\$950



X-LG (3x3) Window add \$25 ea. upgrade
(Additional 3 x 3 windows \$150 ea.)



Shutters \$50 per window
Flower Boxes \$50 per window



3x3 Insulated Vinyl Windows add \$200 for each upgrade
(Additional 3x3 vinyl windows \$325 ea.)



Radiant Barrier Roof: \$1.50 sq. ft.
Walls: \$2.00 sq. ft.

ADDITIONAL CONFIGURATIONS

Siding	Stone Gray
Trim	Harvest Red
Roof	Rustic Red



10 x 20 Barn Cabin

Siding	Sandstone
Trim	Brown
Roof	Burnished Slate



14 x 40 Barn Cabin


Siding	Quaker Tan
Trim	Sandstone
Roof	Burnished Slate



12 x 36 Barn Cabin



www.baldeaglebarns.com



Old-Fashioned
Quality

Hometown
Service

Trusted
Value



SIDE LOFTED BARN CABIN

**BARN
ROOF STYLE**
7'4" WALL HEIGHT
7' Wall Height on
16' Wide Buildings

This king of our product line is the most popular style we sell for dwellings. You can finish the inside completely for a family retreat cabin or even a full-time residence. With proper insulation, the low energy usage is impressive. The Side Lofted Barn Cabin comes standard with 4 windows for lots of light and added ventilation.



Color Scheme	
Siding	Burnished Slate
Trim	Sandstone
Roof	Burnished Slate

16 x 40 Side Lofted Barn Cabin Shown with the following upgrade: 3x3 insulated vinyl windows




Interior and 12' Front Loft Area

Prices do not include sales tax. Initial rental payment is security deposit plus one payment.

12, 14, & 16 foot wide Side Lofted Barn Cabins are measured eave to eave; footprint will be narrower.

SIZE	PRICE	36 Mo	48 Mo	Security Deposit
12x32	\$13,695	\$634.03	\$570.63	\$200
12x36	\$15,195	\$703.47	\$633.13	\$200
14x32	\$16,495	\$763.66	\$687.29	\$400
14x36	\$17,895	\$828.47	\$745.63	\$400
14x40	\$19,195	\$888.66	\$799.79	\$400
16x32	\$20,495	\$948.84	\$853.96	\$800
16x36	\$21,795	\$1,009.03	\$908.13	\$800
16x40	\$23,195	\$1,073.84	\$966.46	\$800



8' Back Loft Area

UNIQUE FEATURES

Side Lofted Barn Cabins feature a barn roof style, and include a 12' overhead loft in the front and an 8' overhead loft in the back.

Also included: 7' 4" wall height,* 4 large (2 x 3) windows, insulated 3' entry door with 9-lite window, and 4' x 12' corner porch.

*7' Wall Height on 16' Wide Buildings

POPULAR UPGRADES

See pages 32-35 for a complete listing



Additional Door \$450



Roll Up Door 8 x 7—\$900
6 x 7—\$850 9 x 7—\$950



X-LG (3x3) Window add \$25 ea. upgrade
(Additional 3 x 3 windows \$150 ea.)



Shutters \$50 per window
Flower Boxes \$50 per window



3x3 Insulated Vinyl Windows add \$200 for each upgrade
(Additional 3x3 vinyl windows \$325 ea.)



Radiant Barrier Roof: \$1.50 sq. ft.
Walls: \$2.00 sq. ft.

ADDITIONAL CONFIGURATIONS



12 x 32 Side Lofted Barn Cabin



14 x 40 Side Lofted Barn Cabin



14 x 40 Side Lofted Barn Cabin with upgrades
(3 x 3 Insulated Vinyl Windows & Shutters)



www.baldeaglebarns.com



Old-Fashioned
Quality

Hometown
Service

Trusted
Value



SIDE CABIN



The Side Cabin is designed much like the Side Lofted Barn Cabin, but with a gable roof style. Also great for use as a cabin, guest house, office, or even a residence. Popular upgrades include larger windows and radiant barrier walls and roof (p. 32-35).

SIZE	PRICE	36 Mo	48 Mo	Security Deposit
12x32	\$12,595	\$583.10	\$524.79	\$200
12x36	\$13,900	\$643.52	\$579.17	\$200
14x32	\$15,295	\$708.10	\$637.29	\$400
14x36	\$16,495	\$763.66	\$687.29	\$400
14x40	\$17,895	\$828.47	\$745.63	\$400
16x32	\$18,795	\$870.14	\$783.13	\$800
16x36	\$20,195	\$934.95	\$841.46	\$800
16x40	\$21,595	\$999.77	\$899.79	\$800

Prices do not include sales tax. Initial rental payment is security deposit plus one payment.

UNIQUE FEATURES

Side Cabins feature a gable roof style, and include: 8' wall height, 4 large (2 x 3) windows, insulated 3' entry door with 9-lite window, and 4 x 12 corner porch.

12, 14, & 16 foot wide Side Cabins are measured eave to eave; footprint will be narrower. 8' wall height is an outside measurement. Interior measurement is 7'10"

CABIN



The Cabin is ideal as a backyard guest house, portable office, small home-based business, or a weekend lake cabin!

Prices do not include sales tax. Initial rental payment is security deposit plus one payment. 12, 14, & 16 foot wide Cabins are measured eave to eave; footprint will be narrower. 8' wall height is an outside measurement. Interior measurement is 7'10"

SIZE	PRICE	36 Mo	48 Mo	Security Deposit
8x12	\$5,795	\$268.29	\$241.46	\$100
8x16	\$5,795	\$268.29	\$241.46	\$100
10x20	\$7,695	\$356.25	\$320.63	\$100
12x24	\$9,500	\$439.81	\$395.83	\$200
12x28	\$10,695	\$495.14	\$445.63	\$200
12x32	\$11,995	\$555.32	\$499.79	\$200
12x36	\$13,400	\$620.37	\$558.33	\$200
14x24	\$12,395	\$573.84	\$516.46	\$400
14x28	\$13,295	\$615.51	\$553.96	\$400
14x32	\$14,595	\$675.69	\$608.13	\$400
14x36	\$15,895	\$735.88	\$662.29	\$400
14x40	\$17,295	\$800.69	\$720.63	\$400
16x24	\$15,395	\$712.73	\$641.46	\$800
16x28	\$16,695	\$772.92	\$695.63	\$800
16x32	\$18,195	\$842.36	\$758.13	\$800
16x36	\$19,595	\$907.18	\$816.46	\$800
16x40	\$21,000	\$972.22	\$875.00	\$800



POPULAR UPGRADE

Sunrise Gable \$700
See pages 32-35 for a complete listing



10 x 20 Cabin

Siding	Pine Garland
Trim	White
Roof	Burnished Slate

UNIQUE FEATURES

Cabins feature a gable roof style, and include: 8' wall height, 3 large (2 x 3) windows, insulated 3' entry door with 9-lite window, and 4' front porch.

14 x 36 Cabin Shown with the following upgrades: 3 x 3 Insulated Vinyl Windows.

Color Scheme	
Siding	Stone Gray
Trim	Burnished Slate
Roof	Burnished Slate



14 x 40 Side Cabin Shown with the following upgrades: 3 x 3 Insulated Vinyl Windows



GARAGE



With its heavy duty floor system and large locking roll-up door, the Garage offers an affordable, portable shelter for your car, truck, ATV, golf cart, large mower, or boat. It's also great if you enjoy wood-working, tinkering, or simply need a larger hobby shop.

(Because of the roll-up door, the Garage is not guaranteed mouse proof.)

Prices do not include sales tax. Initial rental payment is security deposit plus one payment.

12, 14, & 16 foot wide Garages are measured eave to eave; foot-print will be narrower. 8' wall height is an outside measurement. Interior measurement is 7'10"

Color Scheme		
Siding	Pine Garland	
Trim	Burnished Slate	
Roof	Burnished Slate	



HEAVY DUTY Floor System

Treated 2x6 floor joists
12" on center
Plus 3/4" Advantech tongue & groove flooring

SIZE	PRICE	36 Mo	48 Mo	Security Deposit
12x16	\$7,595	\$351.62	\$316.46	\$200
12x20	\$8,395	\$388.66	\$349.79	\$200
12x24	\$9,500	\$439.81	\$395.83	\$200
12x28	\$10,695	\$495.14	\$445.63	\$200
12x32	\$11,900	\$550.93	\$495.83	\$200
12x36	\$13,395	\$620.14	\$558.13	\$200
14x20	\$11,595	\$536.81	\$483.13	\$400
14x24	\$12,195	\$564.58	\$508.13	\$400
14x28	\$13,395	\$620.14	\$558.13	\$400
14x32	\$14,695	\$680.32	\$612.29	\$400
14x36	\$16,495	\$763.66	\$687.29	\$400
14x40	\$17,695	\$819.21	\$737.29	\$400
16x24	\$16,000	\$740.74	\$666.67	\$800
16x28	\$17,395	\$805.32	\$724.79	\$800
16x32	\$18,695	\$865.51	\$778.96	\$800
16x36	\$20,000	\$925.93	\$833.33	\$800
16x40	\$21,295	\$985.88	\$887.29	\$800

12 x 20 Garage
Shown with the following upgrade: Shutters



UNIQUE FEATURES

Garages feature a gable roof style, with a heavy duty floor system, and include: 8' wall height, large (8 x 7) roll-up door, insulated 3' entry door, and 1 large (2 x 3) window.

POPULAR UPGRADES

See pages 32-35 for a complete listing



Extra Windows \$125 ea.



9-lite in Door \$100



Ramp \$375-\$400



Carriage House Overhead Door
\$1,995 Upgrade



Shelves & Workbenches
\$10.00 sq. ft.



Radiant Barrier
Roof: \$1.50 sq. ft.
Walls: \$2.00 sq. ft.

ADDITIONAL CONFIGURATIONS

Siding	Stone Gray
Trim	Harvest Red
Roof	Rustic Red



12 x 36 Garage with upgrade (8' heavy duty ramp)

Siding	Quaker Tan
Trim	Sandstone
Roof	Burnished Slate



12 x 24 Garage

Siding	Belmont Blue
Trim	White
Roof	Burnished Slate



16x40 Garage with upgrades
(9x7 Carriage House overhead door, 3x3 window, and 9 lite glass in door.)



www.baldeaglebarns.com



Old-Fashioned
Quality

Hometown
Service

Trusted
Value



BARN GARAGE

BARN
ROOF STYLE
7'4"
WALL HEIGHT
7' Wall Height on
16' Wide Buildings

With all the features of our regular garage, plus a barn style roof, our Barn Garage is king of garages. The higher roof provides extra overhead space in case you need extra headroom in your shop. Plus you get an overhead loft, giving your garage another dimension with space for small tools, boxes, or lumber storage.

(Because of the roll-up door, the Barn Garage is not guaranteed mouse proof.)

Prices do not include sales tax. Initial rental payment is security deposit plus one payment.

12, 14, & 16 foot wide Barn Garages are measured eave to eave; footprint will be narrower.

Color Scheme		
Siding	Clay	
Trim	Brown	
Roof	Burnished Slate	

14 x 28 Barn Garage



HEAVY DUTY
Floor System
Treated 2x6 floor joists
12" on center
Plus 3/4" Advantech
tongue & groove flooring

SIZE	PRICE	36 Mo	48 Mo	Security Deposit
12x16	\$8,395	\$388.66	\$349.79	\$200
12x20	\$9,495	\$439.58	\$395.63	\$200
12x24	\$10,695	\$495.14	\$445.63	\$200
12x28	\$11,895	\$550.69	\$495.63	\$200
12x32	\$13,195	\$610.88	\$549.79	\$200
12x36	\$14,500	\$671.30	\$604.17	\$200
14x20	\$12,895	\$596.99	\$537.29	\$400
14x24	\$13,495	\$624.77	\$562.29	\$400
14x28	\$14,595	\$675.69	\$608.13	\$400
14x32	\$15,895	\$735.88	\$662.29	\$400
14x36	\$17,495	\$809.95	\$728.96	\$400
14x40	\$18,895	\$874.77	\$787.29	\$400
16x24	\$17,395	\$805.32	\$724.79	\$800
16x28	\$18,495	\$856.25	\$770.63	\$800
16x32	\$19,795	\$916.44	\$824.79	\$800
16x36	\$21,295	\$985.88	\$887.29	\$800
16x40	\$22,795	\$1,055.32	\$949.79	\$800



Interior

UNIQUE FEATURES

Barn Garages feature a barn roof style, with a heavy duty floor system, and include overhead lofts in the following sizes:

16' to 24' long—two 4' lofts
28' to 40' long—two 8' lofts

Also included: 7'4" wall height,* large (8 x 7) roll-up door, insulated 3' entry door, & 1 large (2 x 3) window. *7' Wall Height on 16' Wide Buildings

POPULAR UPGRADES



Extra Windows \$125 ea.



Carriage House Overhead Door
\$1,995 Upgrade



Ramp \$375-\$400



9-lite in Door \$100



X-LG (3x3) Window
add \$25 ea. upgrade
(Additional 3 x 3 windows \$150 ea.)



Radiant Barrier
Roof: \$1.50 sq. ft.
Walls: \$2.00 sq. ft.

ADDITIONAL CONFIGURATIONS

Siding	Harvest Red
Trim	White
Roof	Polar White



14 x 28 Barn Garage

Siding	Brown
Trim	Sandstone
Roof	Light Stone



12 x 24 Barn Garage

Siding	Tinsmith
Trim	Harvest Red
Roof	Rustic Red



12 x 24 Barn Garage with upgrades (8' heavy duty ramp, 9-lite window in entry door and 3x3 window upgrade)



www.baldeaglebarns.com



Old-Fashioned
Quality

Hometown
Service

Trusted
Value





ONLINE 3D CONFIGURATOR!



Have you ever wished you could better visualize your new shed—to order your new building exactly the way you want it? Now, thanks to innovative technology, you can design, build, and visualize your portable building before you purchase!

Using our **NEW Online 3D Configurator**, you can experiment with various options such as building style, size, colors, flooring, and even interior choices! Drag and drop to place windows and doors. Roll your building around to view it from every angle... **This is FUN!** Finally, you can also place your order online.

This is a free application for you to use. So why not get started? Just visit www.baldeaglebarns.com and click on the link to "Build and Customize Your Building in 3D." Or scan the QR code below with your device to go directly to the 3D Configurator.



www.baldeaglebarns.com

QUALITY CONSTRUCTION FEATURES

From the roof to the floor, these are a few of the construction features that make Bald Eagle Barns a truly first-class product!

FLOOR



ROOF & WALLS



What Makes Bald Eagle Barns *So Special?*

Stop in today & see for yourself.

Don't settle for less!

Features do not apply to Value Shed Series



Old-Fashioned
Quality

Hometown
Service

Trusted
Value





QUALITY YOU CAN SEE

Inside and Out



ENGINEERED TOUGHNESS

To Resist Harsh Climates

THE POWER OF SOUND ENGINEERING & SMART PRODUCT DESIGN

TESTED in One of the Toughest Places on Earth

LP SmartSide® products have been subjected to the intense moisture and thriving termite colonies of Hilo, Hawaii since 1996. Even after years of exposure, LP SmartSide products remain structurally sound.



LP Smart Fact:

Zinc borate is safely used in household items including paper, carpet and paint.

TREATED to the Core

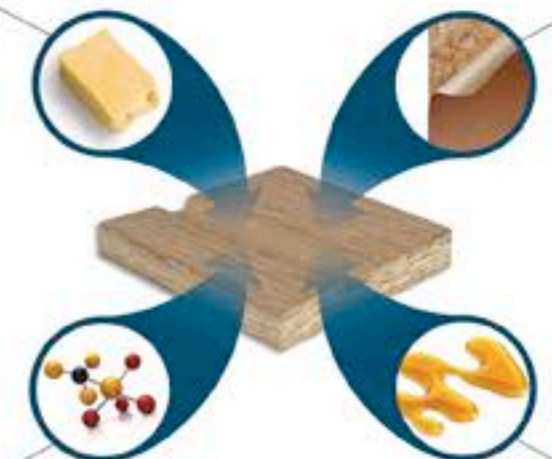
Every LP SmartSide product is treated to the core with an advanced formula of binders, waxes and zinc borate before being bonded with a water-resistant, resin-saturated overlay. This process helps keep out moisture for long-term durability and strength against harsh weather.

WAXES

Special water-resistant waxes coat each strand or fiber of wood for enhanced durability in rainy, humid environments.

RESIN-SATURATED OVERLAY

Offering the final layer of protection against the elements, a resin-saturated overlay resists moisture intrusion while providing a durable base for quality paint adhesion and beauty.



ZINC BORATE

Engineered wood products treated with zinc borate have been proven to effectively resist damage from termites and fungal decay for decades. Safe for children and pets, this naturally occurring additive provides long-lasting performance that preserves the beauty of LP SmartSide Trim and Siding.

ADVANCED BINDERS

LP SmartSide Trim and Siding provide incredible strength to resist impact damage thanks to their industrial-grade binders and resins. You'll have the confidence of knowing that your siding can stand up to everyday airborne debris such as hail, sticks and golf balls.

To learn more about LP SmartSide Trim and Siding with SmartGuard, visit: www.lpsmartside.com



Old-Fashioned
Quality

Hometown
Service

Trusted
Value



EXTERIOR

Bald Eagle Barns is Proud to Use **LP SMARTSIDE** TRIM & SIDING

EXTREME PROTECTION IN TOUGH CLIMATES

Exterior trim and siding are often subjected to extreme temperatures, moisture and insects. That's why Bald Eagle Barns uses LP® SmartSide® products featuring an exclusive SmartGuard process. Only SmartGuard offers four components of protection against termites and fungal decay.

www.baldeaglebarns.com



OPTIONS & UPGRADES

For Your Building



BALD EAGLE
Barns, LLC

Customize your new shed by adding options or upgrading existing features to better meet your needs!

WINDOW OPTIONS



Small Window
(2 x 2)—\$150



Large Window
(2 x 3)—\$125



X-Large Window
(3 x 3)—\$150



Shutters—\$50 per window
Flower Boxes—\$50 per window

Add value to your building by upgrading to our vinyl windows. These windows come standard with Low E and Argon for a better insulated glass. The bottom sash raises and tips out for easier cleaning. If you are needing energy efficiency, go with the vinyl windows.

INSULATED VINYL WINDOW OPTIONS



Large Insulated Vinyl Window
(2 x 3)—\$300



X-Large Insulated Vinyl Window
(3 x 3)—\$325



XX-Large Insulated Vinyl Window
(3 x 4)—\$350

INTERIOR OPTIONS



Extra Loft Space \$8.00 sq. ft.



Shelves & Workbenches
(2' deep) \$10.00 sq. ft.



Shelf Package \$275



3 ft. Door—\$375



3 ft. Door with 9-Lite Window—\$450



4 ft. Door—\$400



5 ft. Door—\$450

All doors are insulated except roll up doors.
(Glass in doors is not insulated).

DOOR OPTIONS



6 ft. Door—\$600



6 ft. Door with 9-Lite Windows—\$750



Equip your door with a deadbolt—only \$150.
(Not available in any door with glass).

DOOR OPTIONS



6 x 7—\$850 Roll Up Door 8 x 7—\$900 9 x 7—\$950



Carriage House Overhead Door
9 x 7—\$2,895 (steel backed, insulated).

Choose between our utility style Roll Up Door (available in 3 sizes) or a more elegant Carriage House Overhead Door with windows and decorative hardware.

DOOR OPTIONS

See More Options Online: Scan with Mobile Phone

www.baldeaglebarns.com



Old-Fashioned
Quality

Hometown
Service

Trusted
Value

OPTIONS & UPGRADES

For Your Building

INTERIOR OPTIONS



HEAVY DUTY Floor System Upgrade

12" On Center Floor Joists
\$2.00/sq ft
3/4" Flooring
\$2.00/sq ft

Radiant Barrier

—Reflects up to 97% of the Sun's Radiant Heat!




Radiant Barrier

Thermostat R.B.
(Roof)—\$1.50 sq. ft.
SilverTech R.B.
(Walls)—\$2.00 sq. ft.




BALD EAGLE
Barns, LLC

EXTERIOR OPTIONS



Extra wall height—\$300



Wainscoting—\$350

Looking to add a ramp to your building? We offer these sturdy ramps in a variety of widths. All ramps are 4' long, meaning they extend out from the building 4 feet. As a result, if your door threshold is higher than approximately 12" above the ground, the 4' long ramp may be too steep for your lawn mower. A ramp may not fit every situation.



Ramp

4' wide—\$225
5' wide—\$250
6' wide—\$300

8' wide—\$375
9' wide—\$400

EXTERIOR PAINT COLORS —Trim & Siding

White	Tinsmith	Cape Cod Gray	Yoder Blue	Wedgewood Blue	Belmont Blue	Midnight
Sandstone	Beige	Stone Gray	Clay	Quaker Tan	Brown	Burnished Slate
All color swatches are representational and may not match actual product exactly.		Pine Garland	Hunter Green	Harvest Red	Burgundy	Black

Chestnut Urethane



Add \$150

METAL ROOF COLORS


Polar White	Light Stone	Burnished Slate	Rustic Red	Ivy Green
-------------	-------------	-----------------	------------	-----------

Architectural Shingles available upon request—\$300



See More Options Online: Scan with Mobile Phone

www.baldeaglebarns.com



- Keeps Your Building up to 20°F Cooler in Summer!
- Brightens the Interior! • Energy Star Qualified! • Cost Effective!

Old-Fashioned
Quality

Hometown
Service

Trusted
Value



FREE DELIVERY* and Setup

For your safety and convenience, our professional driver will deliver and setup your building for you free of charge. Our setup includes the concrete blocks necessary to level your building, which we provide to you for free. When we are finished, your building is level, solid, and ready for you to use! * Free delivery within 50 miles of your local dealer. Owner is responsible for site preparation and permits if required.

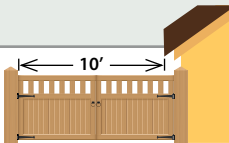


FREE Delivery Area

PRE-DELIVERY TIPS

1

MEASURE THAT GATE!



Don't guess the width of your gate—please measure it! If you have a 12-foot building and your gate is 10 feet, either buy a smaller building or take down the fence ahead of time. **Remember to measure from house eaves to the gate hinge.**

2

PLEASE MOW!

We love gravel and concrete pads, but grass works fine too.

Please mow where you want your building. It's very hard to make blocks set nice and straight when they disappear into tall weeds and briars!



3

DOGS ETC.

We do love your dog...

But if your dog's a threat, tie him up. And if the building gets placed where he does his daily business, it might make the driver want to turn around and leave. **We won't complain if you clean up before we get there!**



4

DROP A PIN!




Delivery drivers depend on Google Map pins placed precisely on your place. Open Google Maps, switch to satellite view, "long press" precisely where you want the pin, at the bottom, swipe left, click share, choose "Messages" and send to the salesman or the driver. It's easier to drive to a pin than to find a faded mailbox!

5

TRIM LIMBS!

Your building is coming on a truck and trailer. The peak will be rather high.

Trim any tree limbs that will interfere BEFORE we arrive!



6

RAINY DAY?



We're sorry, but **please understand we will reschedule your delivery to the first possible date.** We would rather not deliver under inadvisable conditions and make unnecessary ruts in your yard. The tow truck would only add to the damage. The sun will shine again!



© 2024 Bald Eagle Barns, LLC; all rights reserved. All information and prices subject to change without notice. In the event of a pricing change or discrepancy, the prices posted at www.baldeaglebarns.com will take precedence over any pricing printed in this book. 12', 14', & 16' wide buildings are measured from eave to eave; footprint is narrower.

www.baldeaglebarns.com

